




# Annual report 2019

Short version

Landsbókasafn Íslands  
Háskólabókasafn



„All civilized nations strive to build as good libraries as the economy allows, so they can answer the needs of the population and the demands of each era...” (Jón Árnason: Um Stíptsbókasafnið í Reykjavík, 1862).

The 200th anniversary of Jón Árnason, the first national librarian and collector of Icelandic folktales, was celebrated. The sculptor Helgi Gíslason made two reliefs of Jón, and one was put up in the National Library and the other was erected in the town Skagaströnd, but Jón was born at Hof in Skagabyggð. The cover image shows Gðni Th. Jóhannesson, president of Iceland, unveiling the relief in Skagaströnd, 7<sup>th</sup> of June 2019.

National and University Library of Iceland.

ANNUAL REPORT 2019.

ISSN 2298-8785.

Editor: Ingibjörg Steinunn Sverrisdóttir.

Layout: Íslenska auglýsingastofan and Ólafur J. Engilbertsson.

Cover photo: Ingibjörg Steinunn Sverrisdóttir.

Photos: Helgi Braga and Ingibjörg Steinunn Sverrisdóttir.



# Foreword from the National librarian

The aim of the NATIONAL AND UNIVERSITY LIBRARY OF ICELAND is to be a source of knowledge for everyone. It serves the Icelandic community in all areas of reference and academic discipline and plays a leading role in the collection, preservation, and dissemination of information, thus making a vital contribution to culture, research, and innovation.

The operational balance of the year 2019 was negative, due to an unfavourable rate of the Icelandic króna, and extra expenditures. Vacant positions were filled when necessary but FTE's decreased by one. Travel, training, and conferences were kept to a minimum. Maintenance of the library building continued, installation of safety glass in the entrance was finished, as well as maintenance of the general management systems.

In May the Library acquired Equal Pay Certification and permission to use the Equal Pay Symbol. It is a verification that the wage system is compliant to the Equal Pay Standard ÍST 85:2021. Members of the staff participated in the formation of an Open Access policy for Iceland on behalf of the Ministry of Education, and a formation of a new strategy for the NULI started in December. A new design for the websites was adopted and the new main website was opened on March 1<sup>st</sup>.

The Ministry of Education acquired a CRIS system (Current Research Information System) after a tender, and the NULI was assigned to install and operate the system for all universities and research institutions in Iceland. The project *Green Steps in Government* continued, and the first step was finished. Law on support to publication of books in Icelandic were accepted. The NULI and the National Museum made an agreement to receive the collections and properties of the Theatre Museum of Iceland, with a support from the Ministry of Education. The Library receives books, documents, and the website *leikminjasafn.is* and an underlying database of performances and actors.

The 200th years anniversary of Jón Árnason, the first national librarian and a collector of Icelandic folktales, was commemorated, in cooperation with the Árni Magnússon Institute and the municipalities of Skagaströnd and Skagabyggð, but Jón was born at Hof in Skagabyggð. The sculptor Helgi Gíslason made two reliefs of Jón. One was placed in the National Library, and the other was erected in the town Skagaströnd. The Postal Service issued a stamp with a picture of Jón Árnason

The International Internet Preservation Consortium (IIPC) organized a hackathon in April in the NULI, to improve a tool to compare screenshots and indicate problems, but also to develop a tool for analysing and comparing crawl logs.

The annual meeting of Nordisk Center for Teaterdokumentation was held in the Library May 16<sup>th</sup> -17<sup>th</sup> because the Theater Museum of Iceland became part of the Library and the National Museum. The NING group (Nordic Information Network Gender) had an annual meeting in the Women's History Archives May 21<sup>st</sup>, and in June the NordLic group conferred about subscriptions of digital material. Guðný Halldórsdóttir gave the Library a relief of her father, the Nobel prize author, Halldór Laxness. The Library staff was invited to a Christmas buffet to commemorate that the new Library Building was opened December 1<sup>st</sup> in 1994.

---

## Government Policy 2019-21

Operational budget for 2019 was processed according to laws on public finances no. 123/2015 (LOF), in collaboration with the Ministry of Education, as well as policy planning for the next three years. The priority tasks of the Library for the next years fall into the category of 18.1 *Museums*, in the Budget, but also categories 7 *Research, innovation, knowledge* and 21 *Universities*. Extra effort was made in planning projects within the current Library policy, *Knowledge Source for Everyone*. The goals for 2019 are:

### *Core Activity:*

1. Improve access and dissemination of culture and arts,
2. Increase digital historical material on the websites of the,
3. Improvements in buildings and security measures, especially for legal deposit reserves.

### *Operational Factors:*

1. Improvement measures for human resources,
2. Implementation of Green Steps in government,
3. Improvement of records management.

The progress of these goals is accounted for in the next chapter, but the policy spans three years and will be revised annually.

---

## Core activity

### Improve access and dissemination of culture and arts

The number of web services are 28. Visits increased by 27.4% and page views by 0.9%. New online services on the main website, are reservations for Library orientation, Information searches and Instructions on how to deposit material in the Open Sciences repository. 15 websites have interfaces for smart devices. The main web of the Library was updated with a new layout and design in March, and the experience and accessibility improved. Nine exhibitions were opened, and *Highlights of the month* were introduced on the main website.

### Increase digital historical material on the websites

Increase of digitized images of manuscripts and paper was just over 150.000, and more than 6 million images are accessible on the Library websites. The focus was mainly on *bækur.is*, *handrit.is* and *hljodsafn.is* (books, manuscripts, and sound). The number of titles on *bækur.is* increased from 1.705 to 1.850 (8.5%) and the number of manuscript titles increased from 2.450 to 2.590 (5.7%). The number of digital sound files increased from 37.857 to 42.623 (12.3%), and digital files with covers and lyrics counted 16.200 at the end of the year. Other historical sources on the websites are bibliography of Saga translations, *einkaskjol.is*, a repository of archival records, *ismus.is*, a repository for Icelandic music and *Lykilskrá* with coordinated subject headings and names, plus historical webs s.a. Women and politics and about the poets Hallgrímur Pétursson and Jónas Hallgrímsson.

### Improved security measures

The main collections are in the National Library building and if branches and depositories are included, in 12 other places. The main storage facilities are in the Library building, in Reykholt and in Mjódd. A considerable effort has been made in weeding and streamlining the collections, improving metadata, plus a new set of rules for reception of gifts. A memorandum on storages and security measures was sent to the Ministry of Education in November, as well as suggestions for improvements. More safety glass was installed in the library entrance and the sliding door in the main entrance was renewed. Maintenance on several management systems for the building continued.

---

## Operational factors

### Improvements for human resources

The Library got the *Equal Pay Certification*, and could use the Equal Pay Certification badge in 2019. An Equal Pay Policy was adopted in 2014, and the Library has taken part in a pilot program on implementing the Equal Pay Standard ÍST 85:2012, on behalf of the Ministry of Finance since 2013. The Equal Pay Certification confirms that the salary system of the Library is compliant to the Equal Pay Standard. Some statistics with gender analysis are provided for in the Annual Report. The results of the survey *Institution of the Year* dropped a few points. The staff was pleased with gender equality and also with the canteen. Results for acoustics and overview of the job dropped a little.



### Implementation of Green Steps

Participation in the *Green Steps program* started 2017. The goal was to finish actions for step 1 and that was completed in February. The Library got a certification signed by the Minister of Environment and Natural Resources. Work on step 2 started.



### Improvement of records management

Work on a new design for documents, reports and diverse print material according to the new design standard continued. Work on a new classification scheme for the records management started. A copy of the digital database Skemman, has been deposited to the National Archives and is a work in progress. The register of committees counted 55. The number of registered cases in the records management system GoPro increased.

Ingibjörg Steinunn Sverrisdóttir  
National librarian

# Key statistics

---

At the end of each year, statistics are processed and published. Several alterations have been made over the years, in line with changed operations. The statistics are presented regarding the standard *International Library Statistics, ISO 2789:2013*. Numbers of the tables match numbers in the standard. Consortium of Icelandic Libraries processes statistics of Library holdings from the library system Gagnir, and more emphasis is on analysis of statistics by gender.

## 1. UNITS AND BRANCHES

The National and University Library of Iceland serves the Icelandic population, counting 356.991 on January 1<sup>st</sup> 2019, but serves all other customers. It is also the library of the University of Iceland with 13.092 enrolled students in autumn 2019.<sup>1</sup> The Library is one administrative unit, but operations and library holdings are on following locations:

The National and University Library, Arngrímsgata 3 in Reykjavík	1
Branches and reading rooms at the University of Iceland	5
Reserve Library in Reykholt in Borgarfjörður	1
Legal deposit in Amtsbókasafnið in Akureyri	1
Storage in Mjódd in Reykjavík	1
Data storage at Verne Global in Keflavík	1
Data cloud at Endor	1
Data cloud at Advania	1
<b>Total</b>	<b>12</b>

## 2. SERVICES AND USAGE

Library users include those who visit the Library and those who use services on its websites. Guests using the Manuscript Department and National Department reading room on 1<sup>st</sup> floor are counted; precise counts of other users are not feasible, but surveys are made of users of the open areas on other floors in the first week of each month. On weekdays during the university examination season, the number of users can reach up to 275-300 (see table 2.10)

### 2.2 Registered users

	2016	2017	2018	2019
Students at the University of Iceland <sup>2</sup>	12.474	12.795	11.572	13.194
University and library staff	400	380	782	786
Other students	271	254	210	112
Other borrowers	672	560	510	364
<b>Total</b>	<b>13.817</b>	<b>12.795</b>	<b>13.074</b>	<b>14.093</b>

---

<sup>1</sup> Key figures from the University of Iceland <https://www.hi.is/kynningarefni/nemendur>.

<sup>2</sup> Information of enrolled students at the University is automatically loaded into the library system Gagnir from the Student Registration. This saves a lot of work and time, but separation of active and inactive student users is not possible.

---

## 2.3 Lending services<sup>3</sup>

	2016	2017	2018	2019
Main Library and reading rooms				
Students at the University of Iceland	23.331	21.558	19.218	16.024
University and library staff	4.621	4.401	4.711	3.903
Other students	1.168	962	950	931
Other borrowers	5.192	4.981	4.491	5.757
Renewals <sup>4</sup>	50.791	49.379	49.410	50.626
<b>Total</b>	<b>85.103</b>	<b>81.281</b>	<b>78.780</b>	<b>77.241</b>
National collections - Reading Room	3.369	3.472	2.855	2.372
Manuscript collections - Reading Room	2.795	2.548	5.602	3.460
Lögberg – Branch at law department	4.957	5.739	4.527	4.200
Womens Archives – Reading Room		31	47	172
Audio-visual collection				
Sound recordings - loans	31	9	25	13
Films and related materials - loans	397	369	262	305
Digital materials - loans	12	17	9	9
Printed music - loans	70	70	55	67
Sound recordings used on site	107	26	9	12
Films and related materials used on site	196	120	40	28
<b>Total</b>	<b>11.934</b>	<b>12.401</b>	<b>13.431</b>	<b>10.638</b>
<b>Total loans</b>	<b>97.037</b>	<b>93.682</b>	<b>92.211</b>	<b>87.879</b>

## 2.4 Inter-library lending and article services

	2016	2017	2018	2019
<b>To the Library</b>				
Books, films etc.	738	697	601	572
Articles - photocopies	669	564	502	431
<b>From the Library</b>				
Books, films etc.	314	277	262	223
Articles - photocopies	369	284	244	252
<b>Total</b>	<b>2.090</b>	<b>1.822</b>	<b>1.609</b>	<b>1.478</b>
To the Manuscript Collections	2	0	4	18
From the Manuscript Collections	36	71	17	70
<b>Total</b>	<b>38</b>	<b>71</b>	<b>21</b>	<b>88</b>
<b>Total Inter-library loans</b>	<b>2.128</b>	<b>1.893</b>	<b>1.630</b>	<b>1.566</b>

<sup>3</sup> Loan numbers are from the website of Landskerfi bókasafna. The table has been revised.

<sup>4</sup> The number of renewals is higher than number of loans.

## 2.5 Reference questions – Enquiries handled

	2016	2017	2018	2019
Reference Services				
E-mail at landsbokasafn@landsbokasafn.is <sup>5</sup>		209	293	185
E-mail – processed inquiries	480	384	403	480
By phone or in person	142	111	96	72
Extensive reference searches <sup>6</sup>	20	15	15	0
Web chat		51	165	371
Quality control in Gegnir	276	180	168	228
Audio-visual Collections	25	20	15	9
The Icelandic Music Collection			15	20
National Collections	32	35	33	40
Women´s history archive (visits and enquiries)	237	310	221	152
Centre for Oral History	28	18	20	19
<b>Total</b>	<b>1.240</b>	<b>1.333</b>	<b>1.444</b>	<b>1.700</b>

## 2.6 Printing and photocopying by library users<sup>7</sup>

Number of pages	2016	2017	2018	2019
Printed	117.347	89.786	9.493	4.321
Photocopied	41.936	16.779	24.365	11.534
Scanned		9.393	16.265	11.987

## 2.9 Events

	2016	2017	2018	2019
Exhibitions	12	12	9	9
Seminars and lectures	18	13	28	20
<b>Total</b>	<b>30</b>	<b>25</b>	<b>32</b>	<b>29</b>

## 2.10 Reading room for manuscripts and national collections 1<sup>st</sup> floor

Guests	2016	2017	2018	2019
<b>Total</b>	<b>3.422</b>	<b>3.475</b>	<b>3.892</b>	<b>3.444</b>

## 2.10 Rent of reading rooms (months)

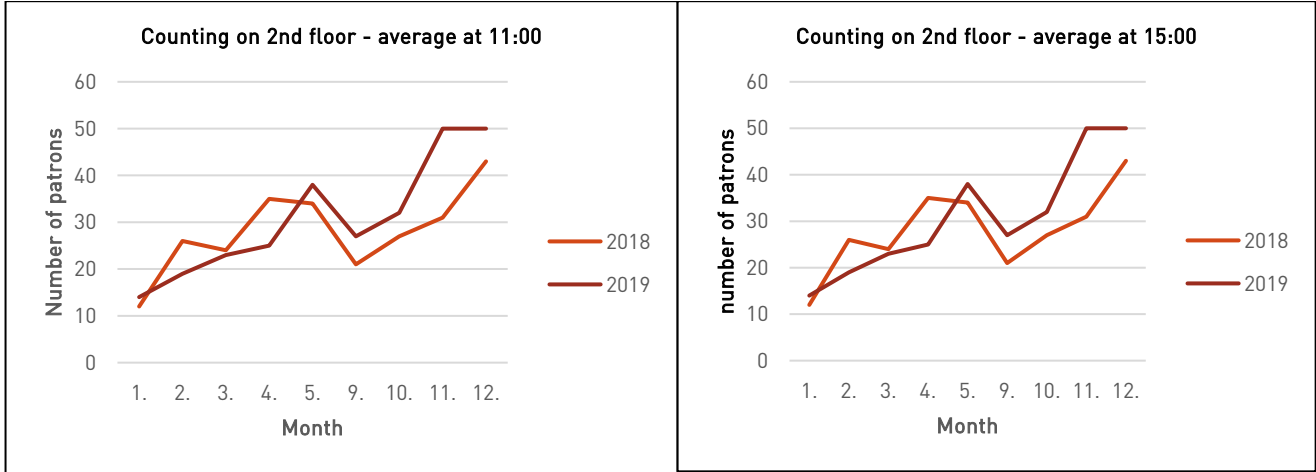
	2016	2017	2018	2019
Number of months	312	295	287	305
Percentage on annual basis			59%	60%

<sup>5</sup> E-mails forwarded for handling.

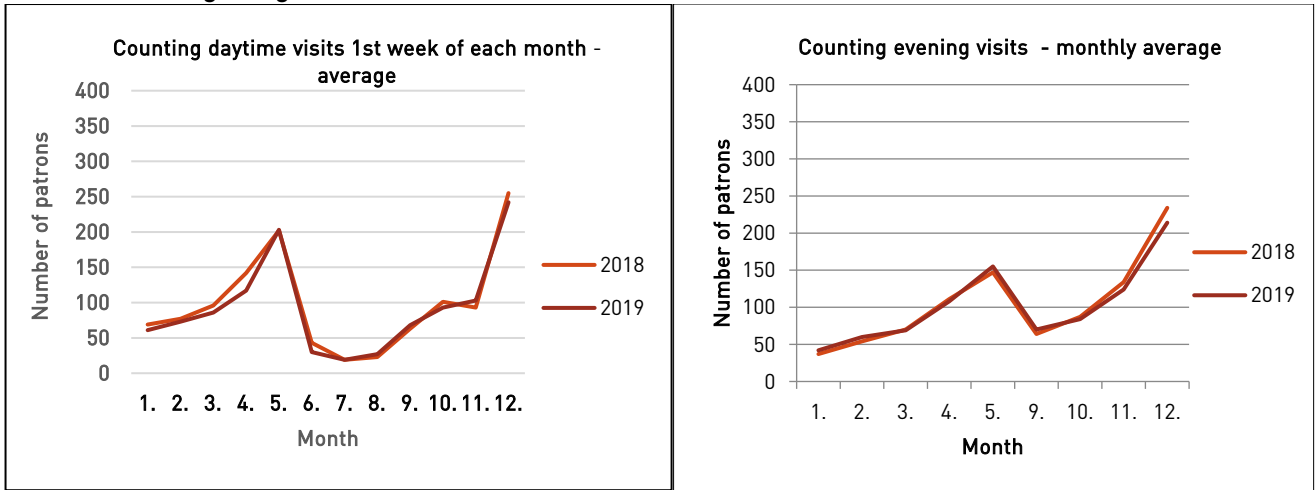
<sup>6</sup> Not counted anymore.

<sup>7</sup> The University of Iceland now services computers for students and therefore the Library does not count their printing and scanning. Photocopying and scanning of other patrons and staff increased.

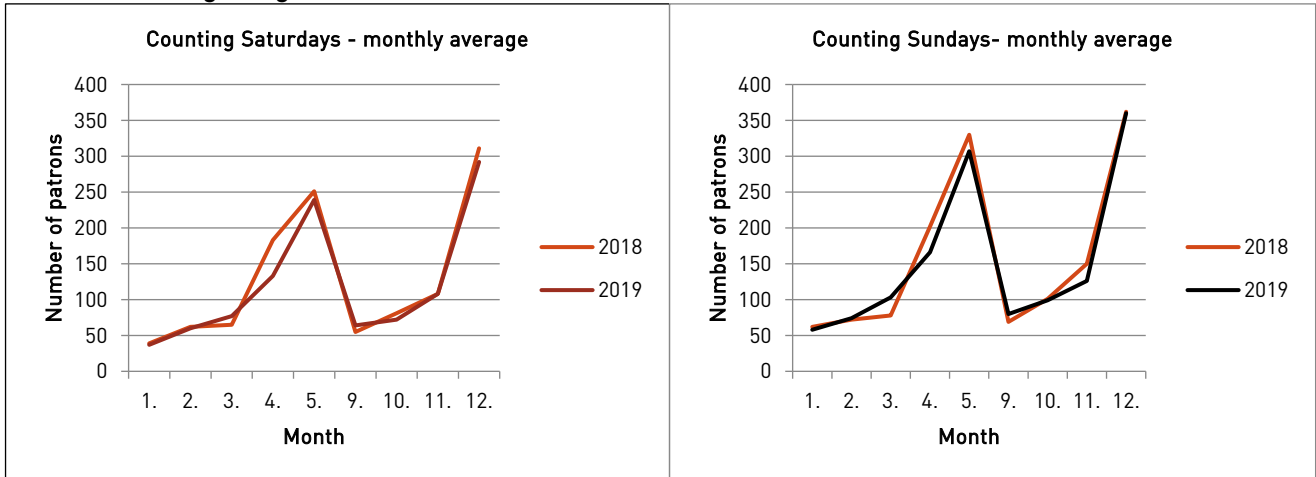
**2.10 Guest using 2<sup>nd</sup> floor 2018 - 2019<sup>8</sup>**



**2.10 Guests using 3<sup>rd</sup> og 4<sup>th</sup> floor 2018 til 2019<sup>9</sup>**



**2.10 Guests using 3<sup>rd</sup> og 4<sup>th</sup> floor 2018 til 2019**



<sup>8</sup> New table. To monitor use of seats on 2nd floor, guests are counted in the first week of every month.

<sup>9</sup> To monitor use of seats on 3rd and 4th floor, the number of guests is counted on a regular basis, in the evenings, at weekends and during the day in the first week of the month.



## 2.11 User orientation and training

	2016	2017	2018	2019
<b>Number of users attending training courses</b>				
Introductory courses for UI staff/students	1.630	1.422	1.725	1.218
Advanced courses for UI staff/students	460	466	308	208
Others – f.x. Endnote	227	374	427	463
<b>Total</b>	<b>2.317</b>	<b>2.262</b>	<b>2.460</b>	<b>1.862</b>

<b>Number of training courses</b>				
Introductory courses for UI staff/students	54	42	51	45
Advanced courses for UI staff/students	23	21	15	22
Others – f.x. Endnote	9	16	17	25
Instructions in information searches			52	55
Assistance for doctoral students in Endnote <sup>10</sup>				14
<b>Total</b>	<b>86</b>	<b>79</b>	<b>135</b>	<b>161</b>
Number of new resource guides	22	2	2	3

## 2.12 Use of electronic resources and services

	2016	2017	2018	2019
Articles and bookchapters via ICES <sup>11</sup>	1.136.173	1.264.936	1.514.517	1.656.084
Articles from Morgunblaðið	1.688.948	1.677.907	2.765.619	2.870.173
Articles via subscriptions of University of Iceland <sup>12</sup>	99.182	100.835	118.922	164.334
Bookchapters via subscriptions of University of Iceland				26.395
Guides from Áttavitinn			43.903	52.539
<b>Total articles and chapters</b>	<b>2.924.303</b>	<b>3.033.678</b>	<b>4.446.061</b>	<b>4.769.525</b>

## 2.12 Scopus

	2016	2017	2018	2019
Regular Searches		30.940	29.598	30.841
Result Clicks		10.449	22.687	28.445
Record Views		31.209	42.337	34.418

## 2.12 Turnitin – Usage of universities and high schools<sup>13</sup>

	2016	2017	2018	2019
Paper Submissions	27.605	32.636	58.283	101.937
Similarity Reports	5.968	7.470	17.558	34.652
Active Instructors	441	481	913	1.261

<sup>10</sup> A new service.

<sup>11</sup> Further information is available on the use of the national licences in the annual report of ICES on the website *hvar.is*. Numbers have been updated.

<sup>12</sup> It is difficult to get reliable figures on the use of some of the subscriptions of the University of Iceland and the data is unstable. A list of the subscriptions is on page 44 in the Icelandic version of the Annual Report.

<sup>13</sup> Numbers from Turnitin Feedback Studio report.

## 2.13 Visits and page views on Library websites

	Visits		Page views	
	2018	2019	2018	2019
timarit.is (Newspapers and journals)	1.257.185	1.385.992	6.416.794	6.758.024
skemman.is (Dissertations – research papers)	1.977.157	2.867.136	5.255.282	5.227.280
ismus.is	130.662	146.125	416.756	438.457
landsbokasafn.is (Main library website)	105.975	103059	267.394	264.772
hvar.is (Landsaðgangur – ICES)	44.584	40.503	71.404	66.869
inngangur.landsbokasafn.is (Intranet)	44.698	41.069	113.080	83.046
vefsafn.is (Archived web pages)	28.330	18.811	121.007	58.505
handrit.is (Manuscripts)	85.041	74.792	389.184	383.244
baekur.is (Books)	37.253	61.281	421.264	254.026
rafhladan.is (Born digital legal deposit)	33.126	42.648	97.049	109.588
jonashallgrimsson.is (The poet and scholar JH)	28.452	24.030	68.643	51.931
kvennasogusafn.is (Womens history archive)	15.915	13.755	34.712	31.185
islandskort.is (Antique maps of Iceland)	12.221	9.637	46.056	36.832
hask.landsbokasafn.is (Cataloguers ´ handbook)	9.135	9.768	56.762	63.842
einkaskjol.is (Private archives)	7.303	8.757	23.754	20.820
Áttavitinn (Study guides)	10.201	14.983	43.903	52.539
utgafuskra.is (Icelandic national bibliography)	3.895	4.121	8.835	6.723
Opinvisindi.is (Repository for research articles)	11.339	14.366	52.031	70.607
Lykilskra.landsbokasafn.is (Keywords)	6.082	6.723	20.520	25.085
sagas.landsbokasafn.is (Saga translations)	4.138	3.935	21.443	16.495
munlegsaga.is (The Center for Oral History)	1.699	1.488	4.367	4.459
hljodsafn.landsbokasafn.is (Sound archive)	26.670	35.478	62.398	109.499
konurogstjornmal.is (Women and politics)	3.796	3.297	7.612	5.565
doktor.landsbokasafn.is (Icelandic PhDs)	2.569	5.842	7.315	11.183
bokaskra.landsbokasafn.is (Icelandic bibliogr.)	1.176	7.24	3.089	3.207
jonarnason.is (The librarian and scholar JA)	1.424	1.847	5.080	8.469
hallgrimurpetursson.is (The priest and poet HP)	1.859	2.636	3.305	4.795
openaccess.is	1.282	13.28	1.811	2.341
<b>Total 28 websites</b>	<b>3.893.167</b>	<b>4.944.131</b>	<b>14.040.850</b>	<b>14.169.388</b>

## 2.15 Social media - number of entries and number of followers<sup>14</sup>

	Entries 2018	Entries 2019	Followers 2018	Followers 2019
Facebook - National and University Library	162	219	2.752	3.018
Facebook - Manuscript Collections	66	72	1.503	1.571
Facebook - Music and Film Collections	66	15	906	917
Facebook - Women ´s Archives	107	74	1.717	1.924
Facebook - Women and politics	9	2	348	354
Facebook - Jónas Hallgrímsson	17	1	104	145
Facebook - Music Collection	1	1	1.068	1.055
Facebook - Ismus	4	8	2.053	2.190
Twitter - National and University Library	947	250	231	239
Twitter - Openaccess.is	229	391	162	242
Twitter - Women ´s Archives	278	0	364	363
YouTube - National and University Library	40	14	23	34
YouTube - Music Collection	0	0	89	93
<b>Total</b>	<b>1.926</b>	<b>1.047</b>	<b>11.320</b>	<b>12.145</b>

<sup>14</sup> The usage of social media has been experimental and requires a lot of work. The number of accounts has been reduced.

### 3. COLLECTIONS

#### 3.2 Number of copies by format 2018 – processed from Gegnir (report E01)<sup>15</sup>

Type of format	Manu- scripts	NULI	National collection	Branch Lögberg	Kvenna sögu	Reserve collection	Research centres	Total 2019	Total 2018
Blu-ray		336	55	1				392	388
Book	2.229	446.062	220.546	11.082		111.391	6.721	798.031	796.631
Datasets		15	8			7		30	33
CD		693	8.842	3		6.608		16.146	15.549
CD-audiobook		555	1.178			784		2.517	2.466
Manuscript	16.662			1	276			16.939	16.663
LP		4	3.607			2.579		6.190	5.788
LP-audio book		2	84			69		155	154
Bound journals	17	8.213	7.315	153		445		16.143	11.490
Maps		50	1.459			24		1.533	1.514
MP3-audio book		16	210			184		410	389
Video		1.199	855	1		15		2.070	2.414
DVD		3.835	1.360			54		5.249	5.060
Sheet music		4.415	2.794			2.142		9.351	8.965
Slides		5	19			6		30	17
Ephemera			587					587	587
Cassettes		125	1.188			749		2.062	2.121
Cassette-audio		130	706			540		1.376	1.406
Games		7	45			23		75	31
Journal issues	22	32.153	18.978	1.069		13.676		65.898	64.640
Devices		3	1					4	4
Computer data		807	396	4		207	2	1.416	1.432
Computer files		1	3			2		6	4
<b>Total</b>	<b>18.930</b>	<b>498.626</b>	<b>270.236</b>	<b>12.314</b>	<b>276</b>	<b>139.505</b>	<b>6.723</b>	<b>946.610</b>	<b>937.749</b>

#### 3.2.1 Stock by Units – processed from Gegnir (report E09)<sup>16</sup>

Total number of titles	2016	2017	2018	2019
Manuscript Collections	2.350	2.360	2.386	16.162
National and University Library	391.688	398.392	403.017	374.175
National Collections	164.012	167.192	168.356	175.483
The Women´s History Archives				51
Branch at Lögberg	9.227	9.284	9.331	9.368
Branch at VR II	2.062	1.661	16	0
Reserve collections		45	104.207	108.296
Research Centres of UI	5.363	5.364	5.372	5.433
<b>Total</b>	<b>574.702</b>	<b>584.298</b>	<b>692.685</b>	<b>688.968</b>
Total number of copies				
Manuscript Collections	18.803	18.846	18.885	18.930
National and University Library	540.831	543.078	498.401	498.626
The Women´s History Archives	382.454	391.746	265.520	270.236
National Collections				276
Branch at Lögberg	12.445	12.479	12.463	12.314
Branch at VR II	2.107	1.662	16	0
Reserve collections		464	135.741	139.505
Research Centres of UI	6.714	6.713	6.723	6.723
<b>Total</b>	<b>963.354</b>	<b>927.837</b>	<b>937.749</b>	<b>946.610</b>

<sup>15</sup> The branch of VR II has been closed.

<sup>16</sup> Revised numbers from the website of Landskerfi bókasafna.

### 3.2.2 Acquisitions

Items received under legal deposit <sup>17</sup>	2016	2017	2018	2019
Books (printed works registered as books)	4.934	4.696	4.540	4.758
Periodicals (individual issues)	4.864	4.872	3.513	5.248
Newspapers (individual issues)	6.917	6.787	6.144	5.850
Annual reports	300	282	361	215
Posters	142	70	64	40
Maps	16	30	8	3
Printed ephemera (units)	10.342	4.420	5.660	5.023
Sound recordings <sup>18</sup>	286	261	339	267
Video tapes and DVDs <sup>19</sup>	60	14	15	4
Audio books	71	68	25	138
Sheet music	11	53	9	238
Digital items in Skemman	3.028	2.770	2.702	2.572
Digital items in Rafhlaðan	1.869	2.372	2.552	1.204
Digital items in Opin vísindi	51	316	468	446
Digital items in Hljóðsafn	10.273	5.047	4.480	4.685
<b>Web archiving – documents (thousands)</b>	<b>2016</b>	<b>2017</b>	<b>2018</b>	<b>2019</b>
The Icelandic web domain	226.907	234.226	311.044	291.193
Weekly selected archiving	105.164	92.771	92.723	86.665
Event-related collections	3.816	7.835	24.137	3.042
<b>Total documents (thousands)</b>	<b>335.887</b>	<b>334.832</b>	<b>427.904</b>	<b>380.900</b>
<b>Other acquisitions</b>	<b>2016</b>	<b>2017</b>	<b>2018</b>	
Books - Services and University relations	406	507	362	297
Books - National Collections	355	361	384	300
Books - University of Iceland	1.037	725	790	640
Books, donations/exchanges	4.430	8.622	6.100	5.206
Foreign periodicals, paid by NULI	331	199	277	195
Foreign periodicals, paid by UI	255	382	355	356
Foreign periodicals, paid by UI institutions	2	2	2	2
Foreign periodicals, donations/exchanges	185	184	190	160
Periodicals, donations of back-numbers (volumes)	137	167	183	92
Icelandic periodicals, purchased	115	116	83	99
Icelandic periodicals, donated	23	23	20	25
Sound recordings - purchased National Collection	169	302	201	263
Sound recordings, donated	47	327	331	548
DVDs - NULI Services and University relations	55	88	59	19
DVDs - NULI National Collections	27	28	37	46
DVDs - University of Iceland	33	19	15	3
DVDs, donations	164	66	239	135
Audio books, donations	7	24	23	18
Sheet music, donations	128	262	98	22
Annual reports, donations	9	21	21	68
Computer data, donations		6	2	32
Databases for NULI, UI and others <sup>20</sup>	27	27	29	27
Acquisitions by Manuscript Collection	72	66	65	94
Acquisitions by Women's History Archive	16	17	21	16
Acquisitions by Centre for Oral History	8	5	4	10
Sound and Film Collection				11
Original tracks of Icelandic music				220 metres

<sup>17</sup> Counting of the three copies of books, newspapers, audio discs and multimedia discs preserved in the Library, but two copies of printed ephemera and posters are counted. The figures for ephemera are estimates.

<sup>18</sup> Counting of copies of published sound recordings preserved. Here also titles published by individuals, choirs, and bands.

<sup>19</sup> Titles.

<sup>20</sup> NULI paid for or took part in purchasing 8 databases and schools / faculties of the University of Iceland for 25 databases.

### 3.2.3 Withdrawals – processed from Gagnir (report E08)

Total withdrawn copies	2016	2017	2018	2019
Manuscript Collections	168	78	51	43
National and University Library	9.630	14.206	12.531	18.465
National Collections	2.328	3.379	2.685	4.005
Branch at Lögberg	397	355	490	402
Branch at VR II	2	423	1.644	0
Reserve copies		1.988	1.988	2.828
Research Centres of UI	7	5	15	45
<b>Total</b>	<b>12.532</b>	<b>18.446</b>	<b>19.404</b>	<b>25.788</b>

## 4. ACCESS AND FACILITIES

Wintertime - opening hours pr. week	80
Summertime - opening hours pr. week	40-44
Exams time - longer opening hours for six weeks pr. year	86
Days open	320
User places - seats	700
Reading rooms for individuals	26
Work rooms for groups or meetings	4
Tables for group work	17
Public access workstations – computers and kiosk services	21
Catalogue records - Gagnir	1.285.496
Number of copies - Gagnir	5.893.002
Number of records in search machine – Leitir (titles and e-material)	2.800.000
Photocopiers, printers and scanners	16
Space in squaremetres	
- National and University Library Building	13.000.00
- Reykholt	851.40
- Storage in Mjódd	428.00

## 5. MANAGEMENT

### 5.3 Publications

	2016	2017	2018	2019
Promotional material				
New leaflets	0	0	0	0
Re-issued leaflets	3	8	8	8
Guidelines in Áttavitinn	22	2	16	13
Exhibition catalogs	3	1	1	2
Brochures	4	5	7	3
Reports	1	0	0	0
<b>Total</b>	<b>33</b>	<b>16</b>	<b>32</b>	<b>27</b>

### 5.4 Conservation and binding services

	2016	2017	2018	2019
Units	45.497	39.383	22.586	25.698

## 5.5 Digitization

Printed material (pages)	2016	2017	2018	2019
Newspapers and periodicals	139.775	101.478	64.277	73.409
Books	43.929	48.546	8.344	36.915
Manuscripts	17.824	25.669	21.014	37.493
Maps	0	9	0	0
Not published on the Library's websites	0	356	0	0
Albums and covers for the Sound Archive	3.687	5.238	5.657	5.926
Private Archives	268	1.482	1.487	0
For Ráfhlaðan	326	0	0	0
<b>Total pages</b>	<b>205.861</b>	<b>182.778</b>	<b>100.770</b>	<b>152.743</b>
Sound material (sound files)				
Music	10.262	5.047	4.480	4.685
Interviews	11	0	253	843
<b>Total sound files</b>	<b>10.273</b>	<b>5.047</b>	<b>4.733</b>	<b>5.528</b>

## 5.6 ISSN and ISBN

ISSN (International Standard Serial Number)	2016	2017	2018	2019
ISSNs assigned	116	132	79	124
ISBN (International Standard Book Number)				
Registrant element ranges assigned	70	55	48	77
Individual ISBNs assigned	204	180	193	173
ISMN (International Standard Music Number)				
Registrant element ranges assigned	2	4	6	1
Individual ISMNs assigned	3	6	3	8
DOI – numbers for research articles <sup>21</sup>				
Individual DOIs assigned				230

## 6. FUNDING AND EXPENDITURE

### 6.2 Operating expenses (ISK '000)

	2016	2017	2018	2019
Payroll	567.205	602.477	644.286	686.367
Acquisitions	292.046	259.082	274.154	325.259
Other expenses	274.867	292.817	319.619	367.834
<b>Total</b>	<b>1.134.118</b>	<b>1.154.2</b>	<b>1.238.000</b>	<b>1.379.460</b>
Percentage breakdown %	2016	2017	2018	2019
Payroll	50.0	52.2	52.1	49.8
Acquisitions	25.8	22.4	22.1	23.6
Other expenses	24.2	25.4	25.8	25.8

<sup>21</sup> Assigning DOI numbers (Digital Object Identifier) is a new service, but the NULI is member of Crossref.

## 6. 2 Division of expences by departments

Departments	2016	2017	2018	2019
Acquisitions and metadata	21.2%	20.6%	20.0%	20.0%
Administration and IT	33.2%	35.5%	34.5%	34.5%
National collections and digital conversion	13.6%	14.1%	15.9%	15,2%
Information and services	32.0%	29.8%	29.6%	29.6%
<b>Total</b>	<b>100.0%</b>	<b>100.0%</b>	<b>100.0%</b>	<b>100.0%</b>

### 6.3.3 Income statement (ISK '000)

Income	2016	2017	2018	2019
University of Iceland's allocation for acquisitions	40.223	37.700	41.018	36.340
Icelandic Consortium for Electronic Subscriptions (ICES)	125.069	128.617	128.652	123.841
Other income	72.318	74.939	82.997	113.558
Government appropriation	900.200	946.603	1.032.145	1.088.233
<b>Total</b>	<b>1.137.810</b>	<b>1.187.859</b>	<b>1.284.812</b>	<b>1.361.972</b>
Expenses	2016	2017	2018	2019
Payroll	567.205	602.477	644.286	686.367
Operation and maintenance of buildings	144.106	161.510	165.009	175.926
Purchase of acquisitions	71.320	70.284	76.916	98.837
Icelandic Consortium for Electronic Subscriptions (ICES)	220.726	188.798	197.238	226.422
Systems (Consortium of Icelandic Libraries. etc.)	27.216	26.030	26.514	27.175
Operation of computer systems and technical equipment	38.741	46.388	40.124	45.640
Other expenses	64.804	58.727	87.972	118.093
<b>Total</b>	<b>1.134.118</b>	<b>1.154.214</b>	<b>1.238.059</b>	<b>1.379.460</b>
<b>Operating surplus</b>	<b>3.692</b>	<b>33.645</b>	<b>46.753</b>	<b>-17.488</b>

## 7. LIBRARY STAFF

### 7.2 Average full-time-equivalent staff per unit

Average full-time equivalent staff per unit	2016	2017	2018	2019
Acquisitions and metadata	20.50	19.95	21.30	20.75
Administration and IT	13.25	13.00	12.80	13.60
National collections and digital conversion	17.60	18.65	19.43	18.63
Information and services	18.70	18.83	18.60	18.20
<b>Total FTE's</b>	<b>70.05</b>	<b>70.43</b>	<b>72.13</b>	<b>71.18</b>
Personnel by category FTE's				
Qualified librarians	27.30	30.75	28.25	28.00
Librarians with university degrees	18.80	18.60	22.90	24.15
Other librarians	12.35	10.20	9.00	9.50
Assistants and office staff	2.25	4.08	4,08	3.08
Other staff	9.35	6.80	7.90	6.45
<b>Total FTE's</b>	<b>70.05</b>	<b>70.43</b>	<b>72.13</b>	<b>71.18</b>

## Gender analysis

Library staff	2016	2017	2018	2019
Males	32	32	32	30
Females	46	47	47	48
<b>Total</b>	<b>78</b>	<b>79</b>	<b>79</b>	<b>78</b>
<b>Library staff – FTE´s</b>				
Males	28.00	28.70	29.80	28.65
Females	42.05	41.73	42.33	42.53
<b>Total</b>	<b>70.05</b>	<b>70.43</b>	<b>72.13</b>	<b>71.18</b>
<b>Registered borrowers</b>				
Males	4.707	4.428	4.547	4.785
Females	8.940	8.205	8.394	9.176
Unspecified, institutions, companies	170	162	133	122
<b>Total</b>	<b>13.817</b>	<b>12.872</b>	<b>13.074</b>	<b>14.083</b>
<b>Interlibrary lending and article services</b>				
Males	863	649	570	618
Females	989	908	807	697
Unspecified, institutions, companies	238	265	232	163
<b>Total</b>	<b>2.340</b>	<b>1.822</b>	<b>1.609</b>	<b>1.478</b>
<b>Guests in reading room on 1<sup>st</sup> floor</b>				
Males	2.338	2.495	2.766	2.376
Females	1.084	979	1.126	1.068
<b>Total</b>	<b>3.422</b>	<b>3.475</b>	<b>3.892</b>	<b>3.444</b>
<b>Rent of reading rooms (months)</b>				
Males	69	95	112	115
Females	243	200	175	189
<b>Total</b>	<b>312</b>	<b>295</b>	<b>287</b>	<b>304</b>
<b>Topics of exhibitions</b>				
Males	5	6	1	4
Females	1	4	3	3
Unspecified, things, institutions, etc.	6	2	5	2
<b>Total</b>	<b>12</b>	<b>12</b>	<b>9</b>	<b>9</b>
<b>Lecturers at seminars</b>				
Males	20	21	19	8
Females	23	27	22	20
<b>Total</b>	<b>43</b>	<b>48</b>	<b>41</b>	<b>28</b>
<b>Highlight of the month on Library website</b>				
Males	4	5	5	7
Females	5	5	2	2
Unspecified, things, institutions, etc.	3	2	5	3
<b>Total</b>	<b>12</b>	<b>12</b>	<b>12</b>	<b>12</b>



