

ANNUAL REPORT 2007



NATIONAL AND UNIVERSITY LIBRARY OF ICELAND

National and University Library of Iceland: ANNUAL REPORT 2007

Editors: Ingibjörg Steinunn Sverrisdóttir (responsible editor), Þorsteinn Hallgrímsson

Translation: Þorleifur Jónsson

Layout: Erla Bjarnadóttir

The illustration on the front cover shows the title-page of ÍB 70 4to, a manuscript copy made in 1693 by the Rev. Hjalti Þorsteinsson of the Kvæðabók (Book of Poetry) by the Rev. Ólafur Jónsson of Sandar

FOREWORD BY THE NATIONAL LIBRARIAN

The Library is both the National Library and the library for the University of Iceland. The Library is a research library which shall maintain effective and comprehensive information services in the fields of science and scholarship, government and industry.

In 2007, several projects were under way that will lead to changes in the Library's external environment and affect its operations in the years to come, including the revision of the law on the Library, which was not completed, the merger of the University of Iceland and the Iceland University of Education on July 1 2008, and the revision of the organization and administrative system of the new University.

The financial position of the Library improved during the year and a deficit from previous years has now been eliminated.

As far as international cooperation is concerned, the Library's participation in European projects working towards the integration of the bibliographic catalogues and digital collections of European cultural institutions through a single portal is of the greatest significance. Important in this context was the conference *Back to Basics*, held early in the year, focusing on the new cataloguing rules soon to be implemented and their impact on information search and data integration. The projects will pave the way for the integration of Icelandic databases as well as improvements in bibliographic data and metadata, which in turn will provide more effective search and retrieval. Technical developments continue to change the way libraries operate and indeed all dissemination of knowledge by increasingly bringing information and data to the user and making it easier for him to download them and make use of them.

Target agreement

In accordance with the 2005 performance target agreement between the Library and the Ministry of Education, Science and Culture, the Library's position as a provider of knowledge has been emphasized. With reference to the Library's dual functions, emphasis has been placed mainly on *a digital national library* and *a digital research library*. The

following projects in these areas were being implemented during the year.

Digital national library

A digitization line in Akureyri

The Library received from the Alþingi a three-year grant (2007–2009) for the digitization of Icelandic newspapers. Subsequently, in April, a new large-format scanner was purchased and a digitization line installed in Akureyri in cooperation with the Akureyri Public Library, which will increase output significantly. Work on software development for a new digitization line continued during the year.

Web archiving

Everything published on the Icelandic web domain (.is) was collected in accordance with rules laid down in 2005. At the same time, new technology giving access to the web archive was being developed in international cooperation. A major problem is the size of the archive and the number of files. However, it is expected that access to event-based collections will be opened in 2008. The Library is a member of the *International Internet Preservation Consortium* (IIPC) and has contributed to developing the tools for web archiving and giving access to web archives.

New bibliographical databases

Rafræn íslensk blöð, "Icelandic e-journals," a directory, with links to the full text, is maintained on the Library's website and gives an idea of the considerable growth in this area. About 250 titles are listed at present. – An online edition of *Íslensk bókaskrá*, "The Icelandic National Bibliography," was opened in February and provides a record of material published in Iceland and statistical summaries. The bibliographic data, covering the years 1999–2006 at present, are extracted from Gegnir in cooperation between the Library and the Icelandic Library Consortium. – Until now, printed catalogues have been almost the sole source containing bibliographic descriptions of manuscript. In 2006 and 2007, a determined effort was made to compile a simple, digital list of all material in the Manuscript Department. *Leiðarvísar yfir skjalasöfn einstaklinga og stofnana*, "Guides to private and institutional archives," a directory, with links, was first published

on the Library's website at the end of 2007 together with an electronic edition of the printed catalogues.

Centre for Oral History

The Centre for Oral History opened in the Library on January 26, 2007. It is an archive and research and education centre, and is a joint project of the Library, the Institute of History at the University of Iceland, the Centre for Women's and Gender Studies at the University of Iceland (RIKK), and the Iceland University of Education. The Centre is administered by a board of four representatives of the participating institutions and has one full-time member of staff. The archives of the Centre are stored on the Library's servers.

Digital research library

The Iceland Consortia for Electronic Subscriptions

In 2006, the Library and the Ministry of Education, Science and Culture signed a new service agreement for the Iceland Consortia. A new steering committee was appointed in April 2007 and received a letter of instructions. Two full-text collections were added during the year, *Sage Premier* and *Ebsco Host*. By the end of the year, there was countrywide access to 14,000 journals and abstracts of articles in more than 6,000 journals, 12 full-text collections, full text of more than 10,000 industry profile and country reports, and 500 e-books. There is a steady increase in the use of this material.

Special subscriptions

Tímaritaskrá A-Ö, "Journals A-Ö," gives access to the Library's special e-journals subscriptions, most of which are paid for by the University of Iceland. One can search within a single database or more than one. Also on *Tímaritaskrá A-Ö* is information about the most important journals received on subscription by the Library in printed form and free full-text OA journals. Counting journals on countrywide access as

well, there is access to approximately 20,000 full-text e-journals.

SFX link server

SFX was installed in cooperation with the Consortium of Icelandic Libraries and several libraries with special subscriptions to online resources. The SFX system gives information about access to journal articles and other materials, whether available electronically or in print. The libraries compile lists defining the special services they provide in addition to services that are available countrywide. At the same time there is linking to Gegnir so if a printed edition is available the user is notified about locations and holdings.

"Your subject"

On its website the Library maintains a collection of links known as *Fræðigreinin þín*, "Your subject," which gives an overview of major reference resources in 48 fields.

Open access to scientific and scholarly material (OA)

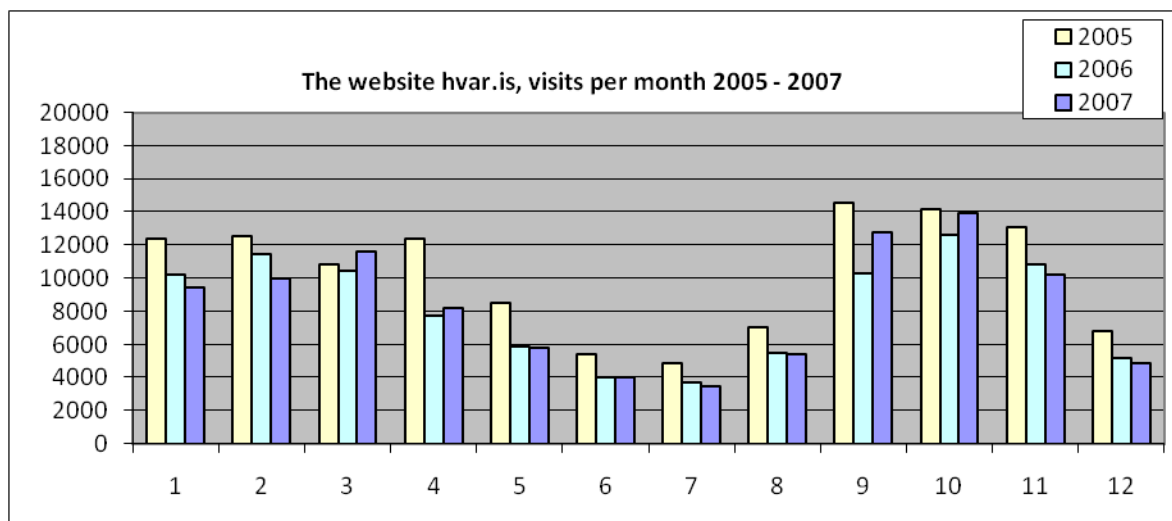
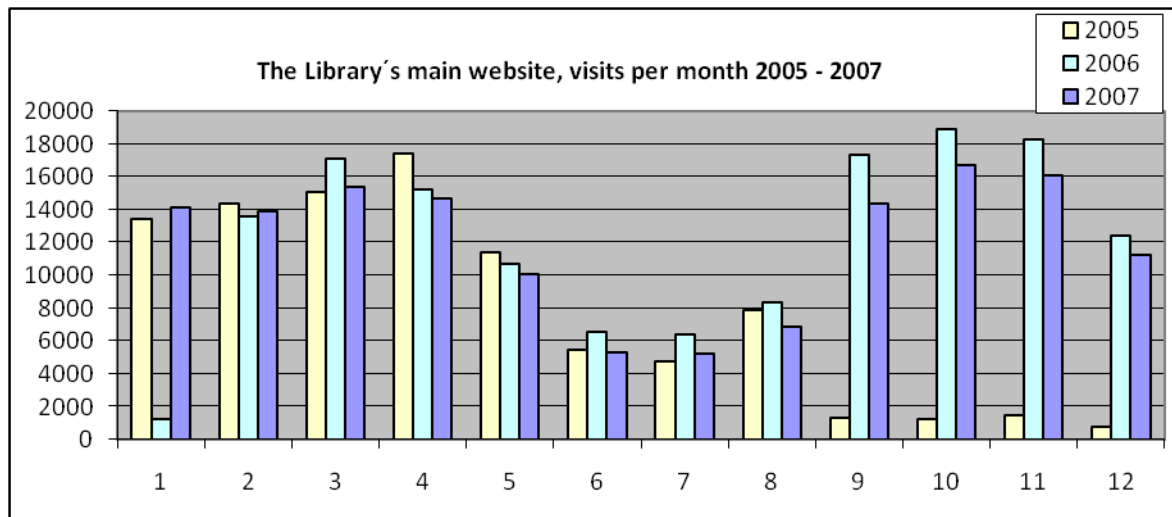
Since 2006, the Library has participated in Nordbib, a Nordic programme for the development of open access to scientific information and publications. This is a four-year programme (2006–2009) funded by NordForsk and the Nordic Council of Ministers in order to develop OA publishing, which is of great interest to universities, libraries and scientific institutions.

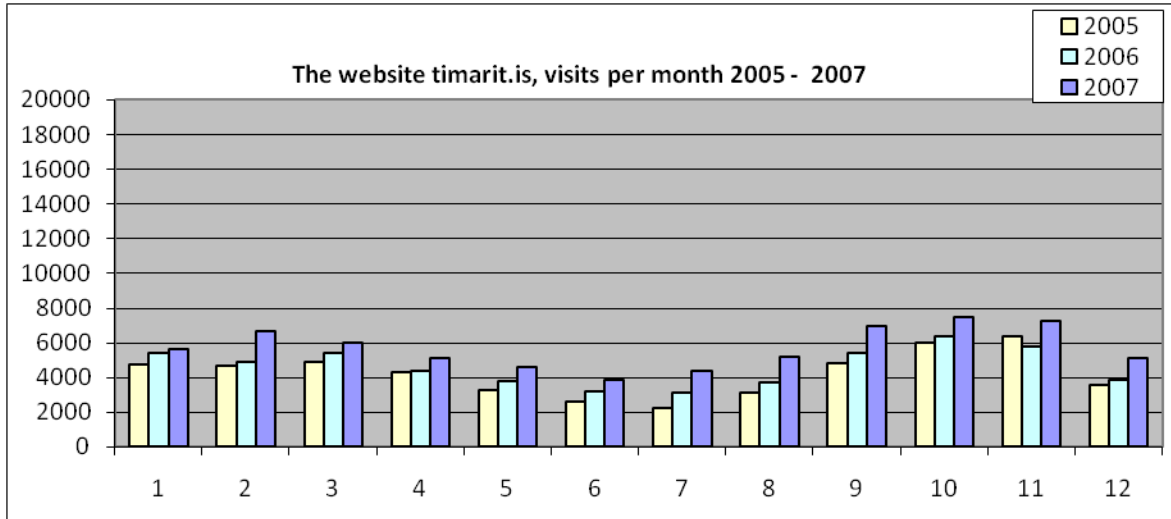
Ingibjörg Steinunn Sverrisdóttir
National Librarian

KEY STATISTICS

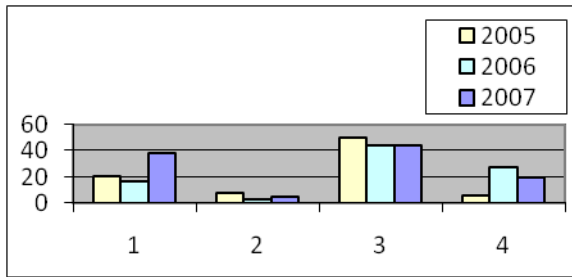
USE OF SELECTED WEBSITES OF THE LIBRARY, I.E. ITS MAIN WEBSITE, TIMARIT.IS AND HVAR.IS 2005–2007

Measurement of the use of the Library’s main website and timarit.is started in November 2004. It was interrupted at the end of August 2005, when a new and revised website was launched as one of the University of Iceland websites, and resumed in February 2006. The use of the main website decreased slightly in 2007 compared to 2006. The use of timarit.is has been going up, probably due to a certain amount of media coverage as well as the fact that 50–60 thousand pages are added each month. The use of hvar.is has been going down in recent years except for a slight increase in 2007. On the other hand, the use of journal databases and other digital resources increases all the time.

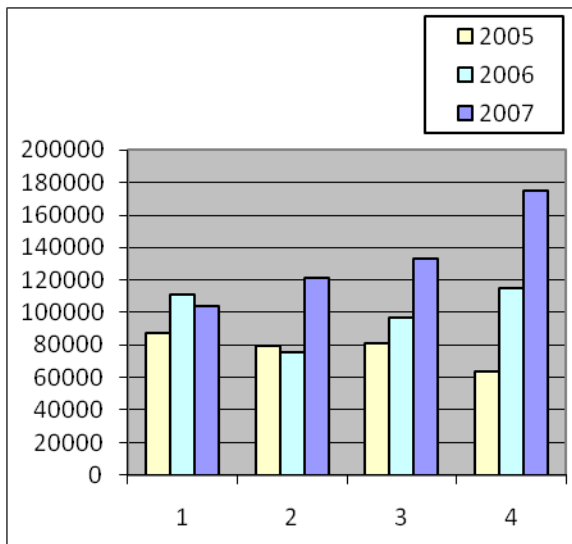




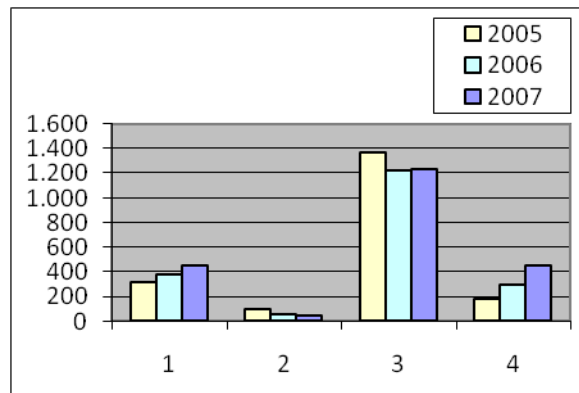
NUMBER OF INFORMATION SKILLS TRAINING COURSES – QUARTER-TO-QUARTER COMPARISON 2005–2007



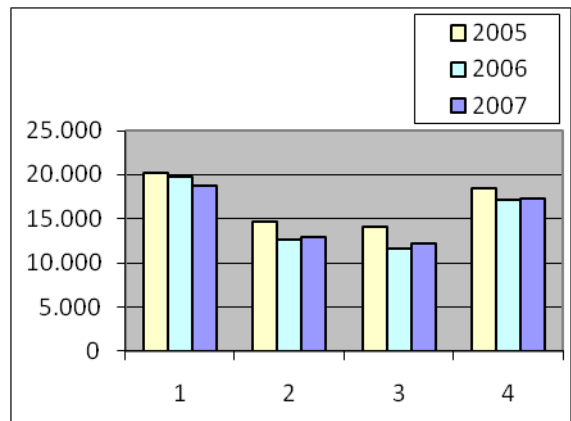
DIGITIZATION, NUMBER OF PAGES – QUARTER-TO-QUARTER COMPARISON 2005–2007



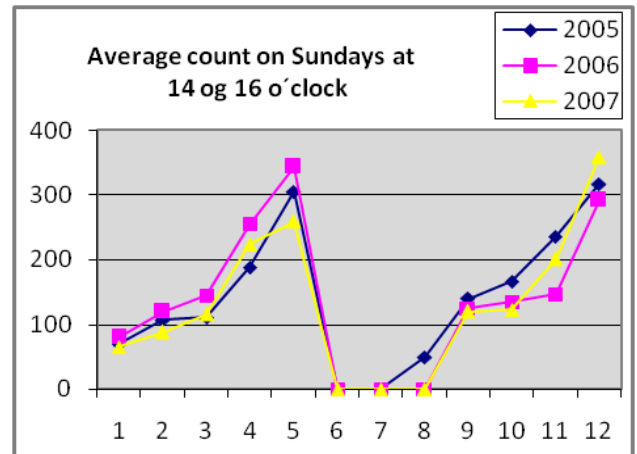
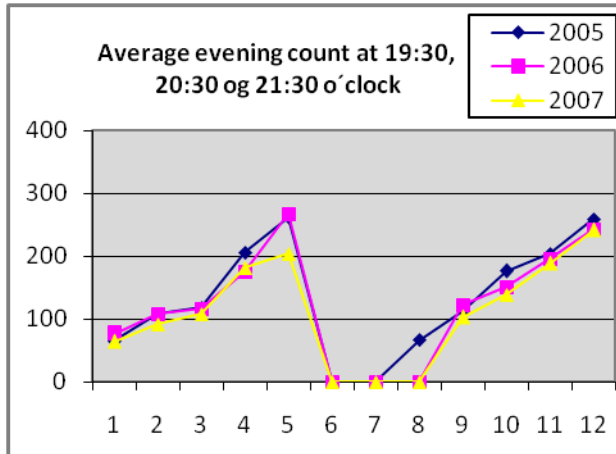
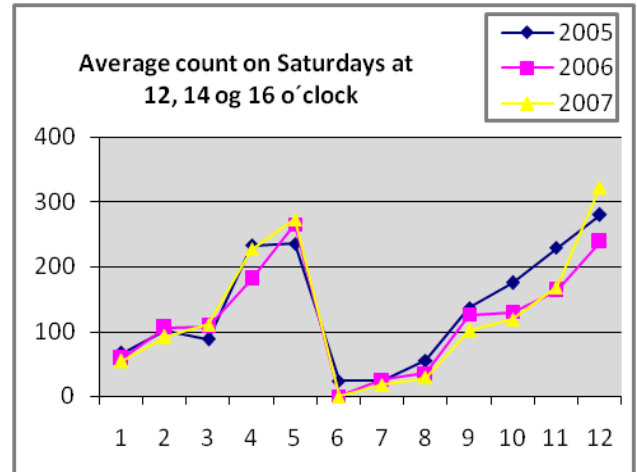
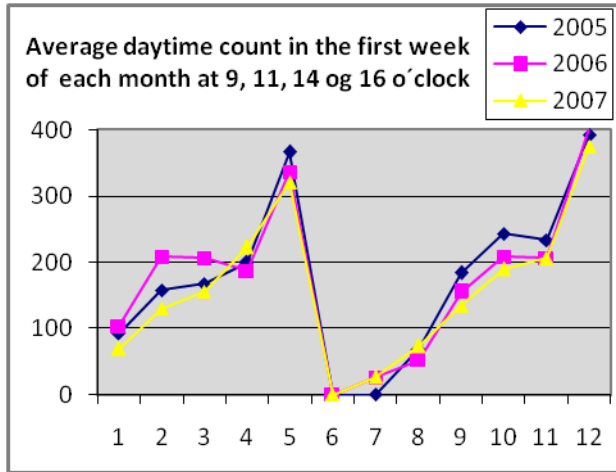
INFORMATION SKILLS TRAINING COURSES, NUMBER OF PARTICIPANTS – QUARTER-TO-QUARTER COMPARISON 2005–2007



CIRCULATION DESK, NUMBER OF ITEMS BORROWED – QUARTER-TO-QUARTER COMPARISON 2005–2007



VISITOR COUNT, FLOOR 3 AND 4 – COMPARISON 2005–2007



ANNUAL STATISTICS

USERS AND SERVICES

The users of the Library are both those who come to the Library and those who use the Library's web pages. The usage of the Library's websites and hvar.is is measured by Modernus (modernus.is), and users of the National Department and the Manuscript Department Reading Room are counted. It is not possible to count all users that come to the Library, but users in open access areas on Floors 3 and 4 are counted in the first week of each month. Their number varies greatly depending on the time of year and the day of the week. On weekdays during the examination period there are at most about 400 users on Floors 3 and 4. (See Key Statistics.)

LIBRARY CARDS

	2004	2005	2006	2007
Students registered at the University of Iceland	3,286	3,308	3,229	2,889
Members of staff of the University of Iceland	584	722	578	606
External students	761	782	889	799
Other external borrowers	1,319	1,203	1,099	924
Total	5,950	6,015	5,795	5,218

THE NATIONAL DEPARTMENT AND THE MANUSCRIPT DEPARTMENT READING ROOM. VISITORS

	2004	2005	2006	2007
Total	7,840	8,475	8,120	7,270

WEBSITE USAGE

	Users	User sessions	Page impressions
landsbokasafn.is	144,085	242,978	750,440
timarit.is	68,170	119,480	1,287,253
kort.bok.hi.is	13,354	13,847	109,614
doktor.bok.hi.is	16,145	16,819	57,964
utgafuskra.is	4,661	4,939	15,021
sagnanet.is	3,487	3,914	8,823
jonashallgrimsson.is	8,441	11,103	63,272
Total	258,343	413,080	2,292,387
hvar.is	99,696	159,038	321,590

CIRCULATION

	2004	2005	2006	2007
Circulation Department: Main Library and departmental libraries				
Students registered at the University of Iceland	40,635	42,833	40,913	39,751
Members of staff of the University of Iceland	8,436	8,813	7,989	8,175
External students	5,685	5,264	5,480	5,183
Other external borrowers	12,836	10,362	8,335	8,767

Total	67,592	67,272	62,717	61,876
National Department materials issued for use in the Reading Room under supervision	11,600	9,713	9,668	8,812
Manuscripts issued for use in the Reading Room under supervision	3,025	3,336	3,097	2,968
Audio-Visual Collection				
Sound recordings – loans	341	286	129	213
Films and related materials – loans	1,810	1,330	887	910
Digital materials – loans			46	110
Films and related materials – Reading Room use	803	968	811	856
Sound recordings – Reading Room use	785	765	677	667
Total	3,739	3,349	2,550	2,756
Grand total	85,956	83,670	78,032	76,412

INTER-LIBRARY LENDING

	2004	2005	2006	2007
To the Library				
Books, microfilms, etc.	1,147	1,044	1,112	1,093
Photocopies	2,399	2,426	2,237	1,452
From the Library				
Books, microfilms, etc.	465	524	517	595
Photocopies	1,379	1,195	957	795
Total	5,390	5,189	4,823	3,935
To the Manuscript Department	67	97	43	23
From the Manuscript Department	41	41	36	154
Total in the Manuscript Department	108	138	79	177
Total	5,498	5,327	4,902	4,112

USE OF JOURNAL DATABASES AND OTHER DIGITAL RESOURCES. FULL-LENGTH ARTICLES DOWNLOADED

	2004	2005	2006	2007
Total	616,325	640,737	805,743	908,871

PRINTING AND COPYING BY USERS

Number of pages	2004	2005	2006	2007
Printing	143,414	198,524	194,227	196,412
Copying	448,976	484,001	467,602	363,758

REFERENCE SERVICES

	2004	2005	2006	2007
Number of users participating in information skills training courses				
Courses for University staff and students, Part I	950	820	1,190	1,221
Courses for University staff and students, Part II	470	454	680	827
Others	6	712	104	356
Total	1,426	1,986	1,974	2,404

Number of information skills training courses				
Courses for University staff and students, Part I	26	33	41	29
Courses for University staff and students, Part II	22	20	43	47
Others	23	33	8	21
Total	69	86	92	97
Guides				
New	3	6	5	2
New editions	26	35	37	39
Total	29	41	42	41
Reference enquiries	2004	2005	2006	2007
Reference Department				
By e-mail	332	311	326	498
By phone or in the Library	232	41	101	98
Extensive reference searches	25	15	27	25
Audio-Visual Collection	43	52	60	53
National Department				31
Total	632	419	514	705

COLLECTIONS AND FINANCIAL MANAGEMENT

PHOTOGRAPHIC UNIT

	2004	2005	2006	2007
Number of microfilms (newspapers)	71	70		111
Digital images (number of pages)				
Newspapers and journals	304,152	303,287	385,201	531,508
Books		1,636	1,794	120
Manuscripts		6,852	11,178	3,037
Total number of pages	304,152	311,775	398,173	533,655

BINDING SERVICES

	2004	2005	2006	2007
Units	41,527	41,001	41,805	41,030

ACQUISITIONS

Items received on legal deposit	2004	2005	2006	2007
Books	5,578	6,077	6,227	6,325
Journals and magazines (issues)	7,737	7,769	8,352	9,131
Newspapers (issues)	8,177	8,051	7,913	9,601
Annual reports	581	833	883	648
Posters	660	1,682	579	897
Maps	180	109	51	98
Printed ephemera (estimate)	12,000	14,400	9,000	9,000
Sound recordings	610	784	870	887
Video tapes and DVDs	16	15	39	52

Audio books	30	57	215	120
Web archiving – number of documents collected	2004	2005	2006	2007
The Icelandic web domain	30,199	84,207	80,448	77,495
Weekly selective archiving			22,960	42,640
Event-based collections			19,282	25,871
Other acquisitions	2004	2005	2006	2007
Books, purchased	3,020	2,750	2,275	3,085
Books, donations/exchange	2,296	3,343	3,507	3,029
Foreign journals, subscriptions paid by the Library	1,206	1,124	820	758
Foreign journals, subscriptions paid by University Inst.	45	40	50	50
Foreign journals, donations/exchange	780	750	720	680
Back numbers (volumes)	507	494	250	387
Icelandic journals, subscriptions	85	82	88	103
Icelandic journals, donations	40	40	30	35
VHS tapes and DVDs, purchased	155	180	146	146
VHS tapes and DVDs, donations	28	12	36	122
Sound recordings, purchased	250	63	165	93
Sound recordings, donations	51		9	30
Deposit agreements (Department of Manuscripts)	30	52	68	55

ISSN AND ISBN

International standard serial number	2004	2005	2006	2007
Number of ISSN assigned	97	125	80	78
International standard book number				
Number of registrant element ranges assigned	84	58	32	63
Number of single ISBNs assigned			111	165

AVERAGE FULL TIME EQUIVALENT STAFF PER UNIT

	2004	2005	2006	2007
Librarian's Office	7.90	6.00	6.00	6.00
Programming and Computer Services	5.80	4.60	3.50	4.00
National Department	21.95	21.23	20.58	21.15
Department of Manuscripts	7.75	6.75	7.15	6.75
Circulation Department	17.50	18.43	17.65	17.20
Reference Department	11.65	11.85	11.00	11.00
The Iceland Consortia for Electronic Subscriptions	1.00	1.00	1.00	1.00
The Women's History Archive	1.00	1.00	1.00	1.00
Bindery and Conservation Workshop	5.00	5.00	5.00	4.00
Photographic Unit	5.17	4.67	4.17	5.17
Departmental Libraries	3.90	2.50	1.40	1.03
The National Department's Preservation Collection	0.80	0.80	1.00	1.00
Building Maintenance and Management	4.25	4.25	4.25	4.00
Total	93.67	88.08	83.70	82.30
Education (percentage of staff)	2004	2005	2006	2007
Professional librarians	33.45	33.15	32.40	29.70

Other university graduates	25.94	22.63	22.98	23.95
Assistants	29.28	26.30	22.32	22.60
Qualified technicians	5.00	6.00	6.00	6.05
Total	93.67	88.08	83.70	82.30

OPERATING EXPENSES (ISK'000)

	2004	2005	2006	2007
Wages and salaries	319,102	377,311	344,731	367,001
Acquisitions for the collections	110,946	106,907	121,732	158,247
Other expenses	144,317	136,504	146,782	190,516
Total	574,365	620,722	613,245	715,764
Percentages	2004	2005	2006	2007
Wages and salaries	55.6	60.8	56.2	51.3
Acquisitions for the collections	19.3	17.2	19.9	22.1
Other expenses	25.1	22.0	23.9	26.6

INCOME STATEMENT 2007 (ISK'000)

Expenses	2006	2007
Wages and salaries	344,731	367,001
Building maintenance and operation	66,354	84,834
Acquisitions for the collections	47,359	43,920
Access to journal databases and other digital resources	74,373	114,327
Library systems (Consortium of Icelandic Libraries, etc.)	19,085	19,371
Computer and technical equipment	15,569	17,693
Other expenses	30,205	68,618
Total	613,245	715,764
Income		
University of Iceland allocation for acquisitions	29,575	39,090
Income from countrywide access to journal databases and other digital resources	51,017	76,016
Other income	49,620	53,598
Government appropriation	524,583	585,777
Surplus for the year	-41,550	37,717
Total	613,245	715,464